

# CAPRI

THE SEXY EUROPEAN

IMPORTED BY  
LINCOLN - MERCURY











CAPRI SPORT COUPE







Capri is your first chance to own a sexy European car at a low price. The only low-priced sport coupe with styling and road manners inspired by the world's most desirable sports cars. And it's as practical as any economy import. In proving ground trials, test



drivers obtained 29 miles per gallon in simulated open road driving conditions and averaged 24 miles per gallon in simulated normal driving conditions.

Seats four adults nicely. Holds a surprising amount of luggage. And spares your budget beautifully with maintenance procedures so simple there's even a "do-it-yourself" section in the owner's manual.

Capri has styled steel wheels with fast-gripping, long-wearing 165 x 13 radial ply tires. A power-bulge hood and simulated dual air scoops. Capri gives you a luxurious interior with soft vinyl bucket seats, carpeting, simulated woodgrain accents, assist handle to ease your entry and easy-to-read instrumentation. All in the European tradition. All standard.

Capri cruises along quietly at maximum legal speeds. It accelerates, han-



1.



2.



3.




4.

dles and stops quickly and surely. The 1600 cc, 4-cylinder, overhead valve engine produces 71 brake horsepower. The transmission is an all-synchromesh 4-speed—one of the best in the world! And working together to keep everything under control, a finely tuned suspension and standard power front disc brakes.

Capri. Your first chance to own the sport coupe that's taking Europe by storm. Take it.

1. Full carpeting. 2. Easy-to-read instrumentation. 3. Assist handle. 4. Hinged rear windows.





Capri's Decor Group option gives you fully reclining bucket seats up front and separate contour rear seats with folding center armrest. It provides luxury usually reserved for more expensive cars. A console accommodates gearshift, parking brake control and a precise, easy-to-read clock. There's a convenient map light on a flexible extension to throw light where it's needed. A parking brake warning light and driver's side courtesy light. Bright pedal trim. And added to the sports steering wheel and gearshift knob, the good feel of genuine leather! A distinctive blacked-out grille and dual horns complete the Decor Group.



1.



2.




3.

1. Console clock. 2. Leather-trimmed sports steering wheel. 3. Leather-covered gearshift knob.









Power front disc brakes



Styled steel wheels with radial ply tires

## SPECIFICATIONS

### STANDARD EQUIPMENT—Functional

Engine—1.6 litre (1600 cc, 97.6 cu. in.)—4-cylinder OHV. Regular fuel. Automatic choke. IMCO emission control. 8.0:1 compression ratio. 71 BHP @ 5000 RPM.

Transmission — Fully synchronized 4-speed manual. Floor-mounted shift lever.

Axle Ratio—3.89:1.

Electrical System — 12 volt, 55 AH battery. 28 amp. alternator.

Steering—Rack-and-pinion.

Brakes—Power front discs. Self-adjusting rear drums.

Suspension—Coil springs for front, leaf springs for rear.

Wheels—Styled steel.

Tires—165 x 13 radial ply BSW.

Instrumentation—Speedometer. Odometer. Fuel gauge.

Temperature gauge. Warning lights for alternator, oil pressure, high beam and turn signals.

Miscellaneous—High-output heater with two-speed fan.

Flow-Thru ventilation. Dual headlights. Hinged rear windows. Bumper guards, front and rear.

### STANDARD EQUIPMENT—Comfort, Convenience and Appearance

Interior—Front bucket seats with head restraints and adjustable seat backs. Fully carpeted. Front armrests. Assist handle. Passenger-side courtesy light. Cigar lighter. Two rear ashtrays. Simulated woodgrain on instrument panel.

Exterior—Power-bulge hood. Simulated dual air scoops.

Bright exhaust extension. Bright trim on lower body side, drip cap and door and window frames.

Color Combinations—Ermine White with red interior. Blue Mink with blue interior. Red with black interior. Fern Green, Amber Gold or Aquatic Jade with beech-nut interior.

**DECOR GROUP OPTION (over standard equipment; available as a package only)**

See page 6.

### ADDITIONAL OPTIONS

Black vinyl roof. Sun roof. 185 x 13 BSW radial ply tires.

### ACCESSORIES (dealer installed)

AM radio. AM/FM radio.

### PERFORMANCE

Top Speed—88.9 MPH.

Turning Circle Diameter—32.0 ft.

### DIMENSIONS

Wheelbase—100.8".

Overall Length—167.8".

Overall Width—64.8".

Overall Height—50.7".

Wheel Tread—53.0" front, 52.0" rear.

Head Room—37.4" front, 35.9" rear.

Leg Room—41.4" front, 30.3" rear.

Luggage Capacity—7.2 cu. ft.

Curb Weight—2115 lbs.

### FORD MOTOR COMPANY CAPRI LIFEGUARD DESIGN SAFETY FEATURES

Dual hydraulic brake system with warning light. • Glare-reduced instrument panel padding, windshield wiper arms, steering wheel hub, rear view mirror/mirror mounting and windshield pillars. • Energy absorbing steering column and steering wheel. • Energy absorbing armrests and safety-designed recessed door handles. • Three-point restraint system, shoulder belt and mini-buckle for front passengers. • Lap belts for rear passengers. • Turn indicators. • Inside yield away day/night rear view mirror. • Energy absorbing instrument panel with padding. • Padded sun visors. • Two-speed windshield wipers • Windshield washers. • High strength laminate safety glass windshield. • Safety door latches and hinges. • Emergency flasher. • Back-up lights. • Side marker lights and reflectors. • Energy absorbing front seat back tops with padding. • Self-locking front seat backs. • Outside rear view mirror, driver's side. • Safety rim wheels and load-rated tires. • Corrosion-resistant brake lines. • Non-reversing odometer. • Front seat head restraints. • Safety designed switches for instrument panel controls. • Theft guard column-mounted ignition and steering wheel lock.

While the information herein was in effect when approved for printing, Ford Motor Company reserves the right to change specifications or design without notice and without liability therefor. Heater-defroster is included as regular equipment on all models. Some illustrations show cars with items optional at reasonable extra cost. Many are described herein; a full listing of options and accessories is available at your local authorized dealer.

IMPORTED BY LINCOLN-MERCURY

Form No. LMC-70-111 LITHO IN U.S.A.

LINCOLN-MERCURY

